

Leon County
Investment Report
Quarter Ended December 31, 2015

Leon County
Table of Contents
Quarter Ended December 31, 2015

Summary Portfolio Review

Page

Portfolio Performance and Characteristics for the Internal and External Investment Portfolio	4
Maturity Distribution for the Internal and External Investment Portfolio	5
Asset Allocation for the Internal and External Investment Portfolio	6
Ratings Distribution for the Internal and External Investment Portfolio	8

Insight Asset Management Portfolio Review

Portfolio Performance and Characteristics for the Insight Managed Portfolio	10
Maturity Distribution for the Insight Managed Portfolio	11
Asset Allocation for the Insight Managed Portfolio	12
Ratings Distribution for the Insight Managed Portfolio	14

Footnotes

15

Additional Disclosure

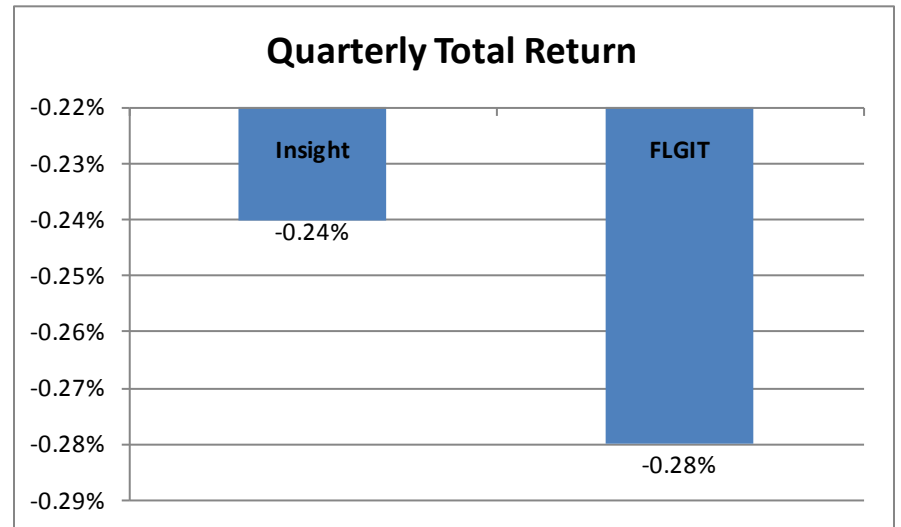
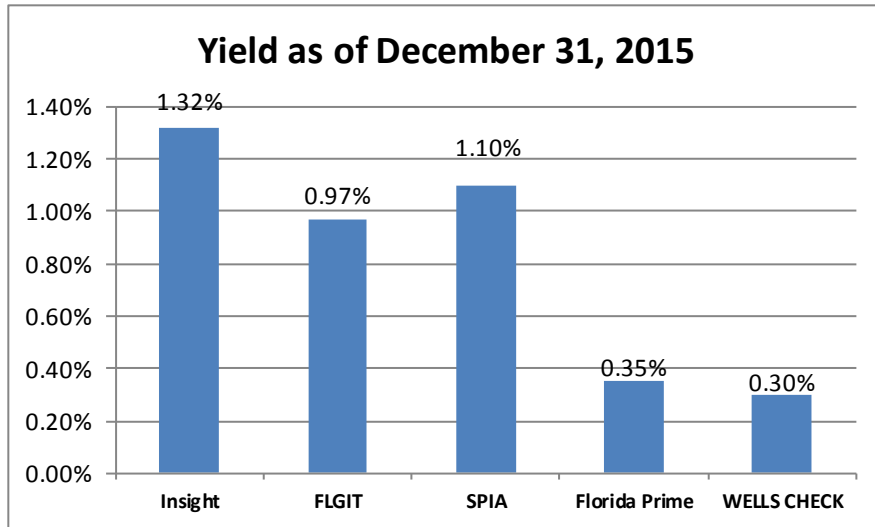
16

Leon County
Summary Portfolio Review
Quarter Ended December 31, 2015

Leon County

Portfolio Performance and Characteristics for the Internal and External Portfolio Quarter Ended December 31, 2015

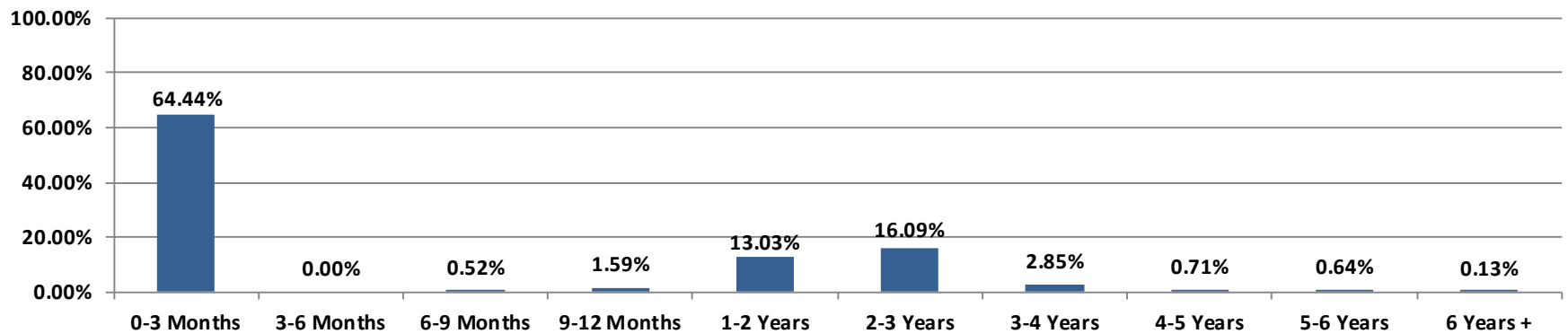
Portfolio Name ⁽¹⁰⁾	Quarter End Balance	Quarterly Return ⁽⁹⁾	Yield ⁽⁴⁾	Effective Duration
Insight Managed Portfolio ⁽¹⁾	77,522,388	-0.24%	1.32%	1.68
Florida Local Gov Investment Trust (FLGIT) ⁽²⁾	19,995,006	-0.28%	0.97%	1.40
Florida Treasury SPIA ^(2,3)	76,960,639	N/A	1.10%	2.57
State Board of Administration Pool (Florida Prime) ⁽²⁾	502,747	N/A	0.35%	N/A
Wells Fargo Checking Account ^(2,5)	42,412,567	N/A	0.30%	N/A
Money Market-Holdings	592,204	N/A	N/A	N/A
	217,985,551	-0.25%	1.01%	2.04



Leon County
Maturity Distribution for the Internal and External Portfolio
Quarter Ended December 31, 2015

<u>Maturity Distribution</u>	<u>Assets</u>	<u>Portfolio</u>
0-3 Months	140,464,820	64.44%
3-6 Months	-	0.00%
6-9 Months	1,126,395	0.52%
9-12 Months	3,461,645	1.59%
1-2 Years	28,410,373	13.03%
2-3 Years	35,083,047	16.09%
3-4 Years	6,214,892	2.85%
4-5 Years	1,541,738	0.71%
5-6 Years	1,398,691	0.64%
6 Years +	283,950	0.13%
	<u>217,985,551</u>	<u>100.00%</u>

Portfolio Maturity Distribution

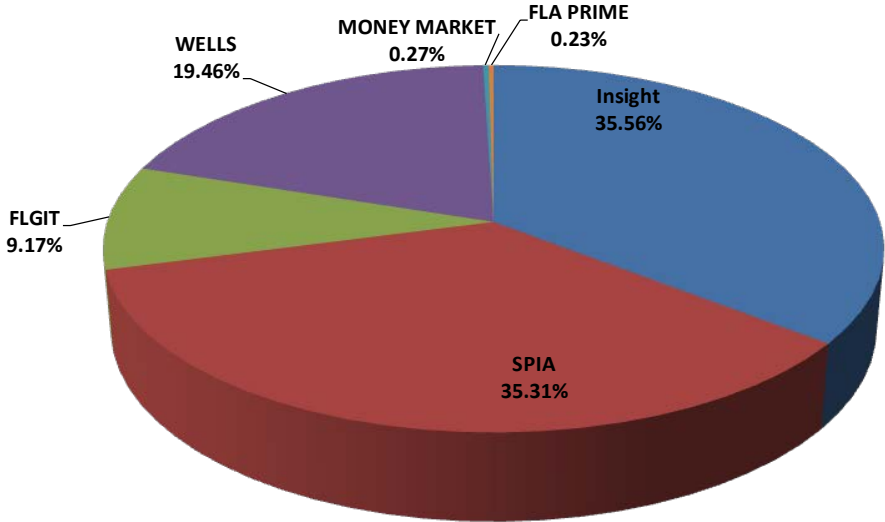


Leon County
 Asset Allocation for the Internal and External Portfolio
 Quarter Ended December 31, 2015

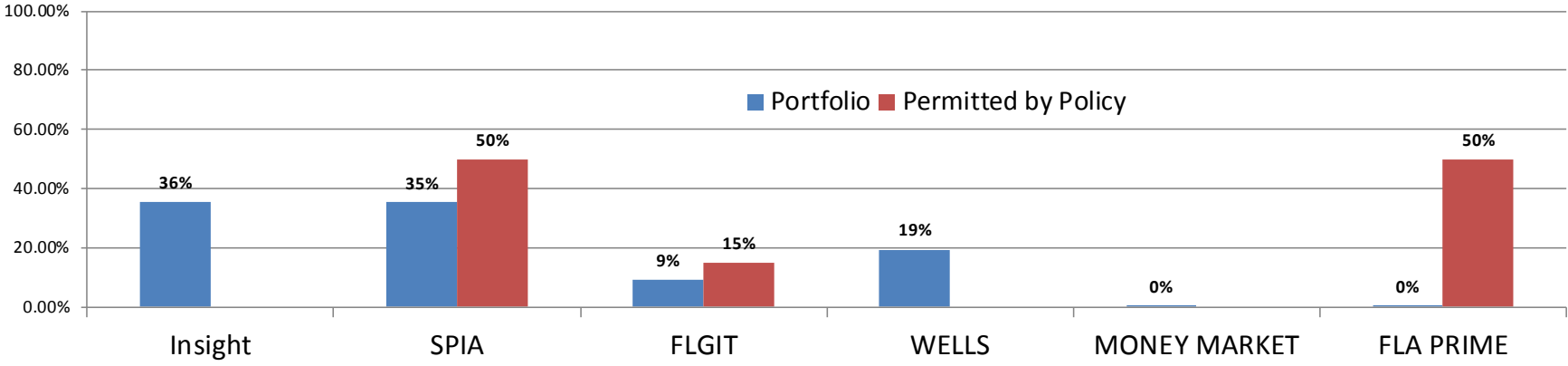
Asset Allocation	Assets	Percent of Portfolio	Policy ⁽⁶⁾
Insight Managed Portfolio	77,522,388	35.56%	NA
SPIA	76,960,639	35.31%	50%
FLGIT	19,995,006	9.17%	15%
Wells Fargo Checking Account	42,412,567	19.46%	NA
Money Market	592,204	0.27%	NA
SBA	502,747	0.23%	50%
Total Portfolio	217,985,551	100.00%	

Leon County Asset Allocation for the Internal and External Portfolio Quarter Ended December 31, 2015

Portfolio Composition



Portfolio vs. Investment Policy Asset Allocation



Leon County

Ratings Distribution for the Internal and External Investment Portfolio Quarter Ended December 31, 2015

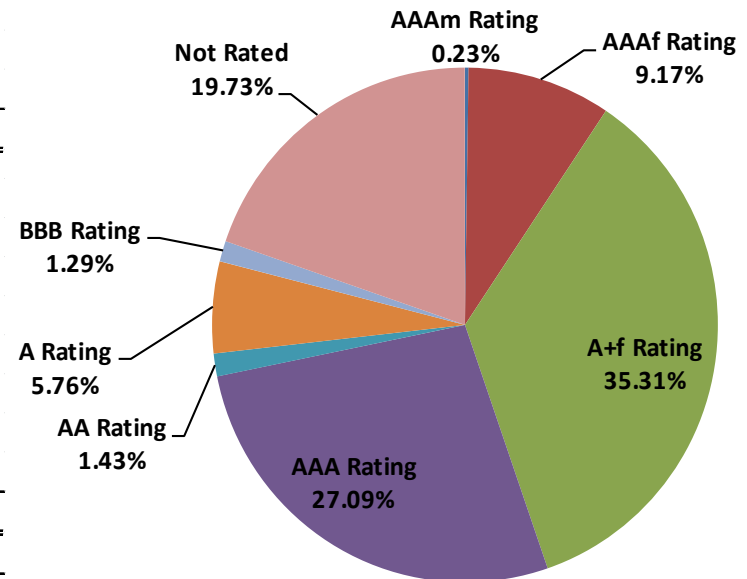
Short Term Rating Distribution

	Assets	Percent of Portfolio
AAAm	502,747	0.23%
AAAf	19,995,006	9.17%
A+f	76,960,639	35.31%
	<u>97,458,392</u>	<u>44.71%</u>

Long Term Rating Distribution

AAA Rating ⁽¹¹⁾	59,043,511	27.09%
AA Rating	3,107,583	1.43%
A Rating	12,555,915	5.76%
BBB Rating	2,815,378	1.29%
BB Rating	-	0.00%
B Rating	-	0.00%
<B Rating	-	0.00%
	<u>77,522,388</u>	<u>35.56%</u>
Not Rated	<u>43,004,771</u>	<u>19.73%</u>
Total Portfolio	<u>217,985,551</u>	<u>100.00%</u>

Portfolio Ratings Allocation



Leon County
Insight Investment Portfolio Review
Quarter Ended December 31, 2015

Leon County

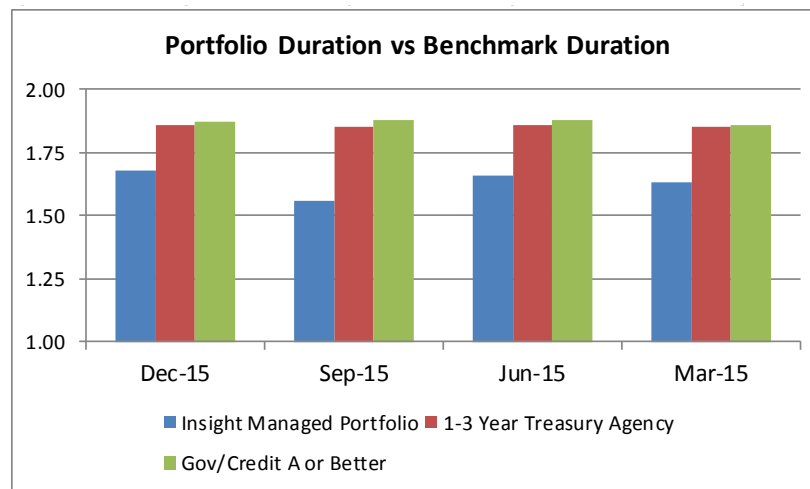
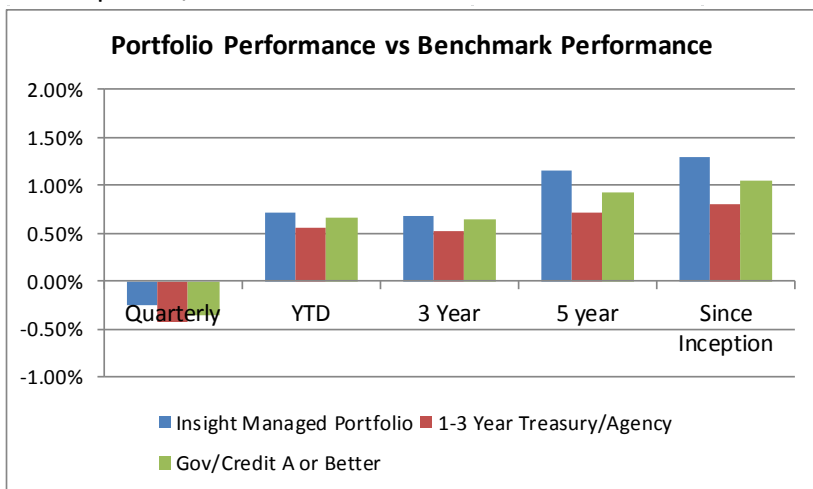
Portfolio Performance and Characteristics for the Insight Managed Portfolio Quarter Ended December 31, 2015

Investment Portfolio	Ending Balance
Weighted Market Yield	1.32%
Weighted Yield on Cost	1.38%
Weighted Coupon	1.49%

Investment Portfolio	Ending Balance
Market Value with Accrued	77,522,388
Accrued Interest	204,482

Performance	Quarterly	YTD	3 Year	5 year	Since Inception ⁽⁷⁾
Investment Portfolio	-0.24%	0.72%	0.69%	1.15%	1.30%
1-3 Year Treasury/Agency Index	-0.43%	0.56%	0.52%	0.72%	0.81%
US Corporate/Government - A or Better Index	-0.36%	0.66%	0.65%	0.93%	1.05%

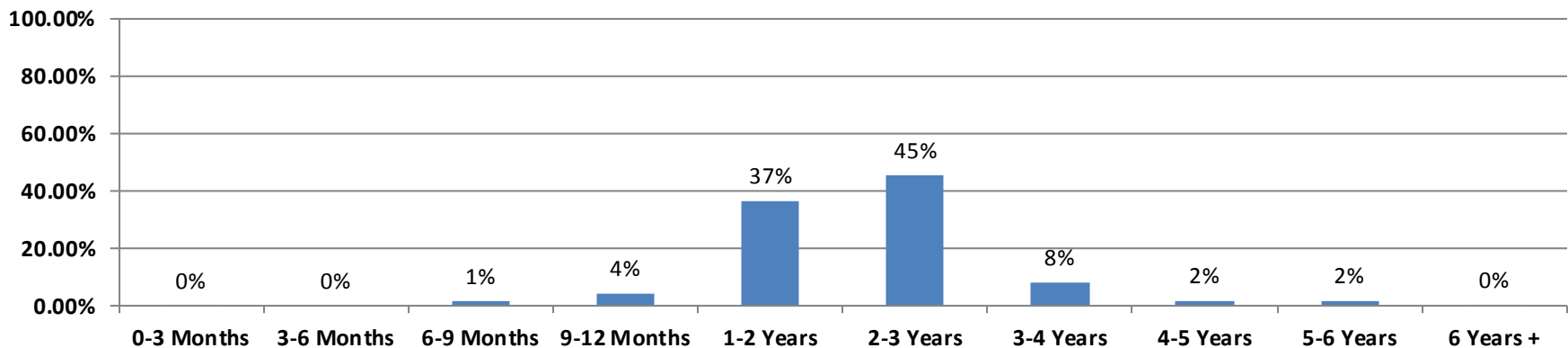
Duration	Dec-15	Sep-15	Jun-15	Mar-15
Investment Portfolio	1.68 Years	1.56 Years	1.66 Years	1.63 Years
1-3 Year Treasury/Agency Index	1.86 Years	1.85 Years	1.86 Years	1.85 Years
US Corporate/Government - A or Better Index	1.87 Years	1.87 Years	1.90 Years	1.89 Years



Leon County
Maturity Distribution for the Insight Managed Portfolio
Quarter Ended December 31, 2015

<u>Maturity Distribution</u>	<u>Assets</u>	<u>Percent of Portfolio</u>
0-3 Months	1,657	0.00%
3-6 Months	-	0.00%
6-9 Months	1,126,395	1.45%
9-12 Months	3,461,645	4.47%
1-2 Years	28,410,373	36.65%
2-3 Years	35,083,047	45.26%
3-4 Years	6,214,892	8.02%
4-5 Years	1,541,738	1.99%
5-6 Years	1,398,691	1.80%
6 Years +	283,950	0.37%
	<u>77,522,388</u>	<u>100.00%</u>

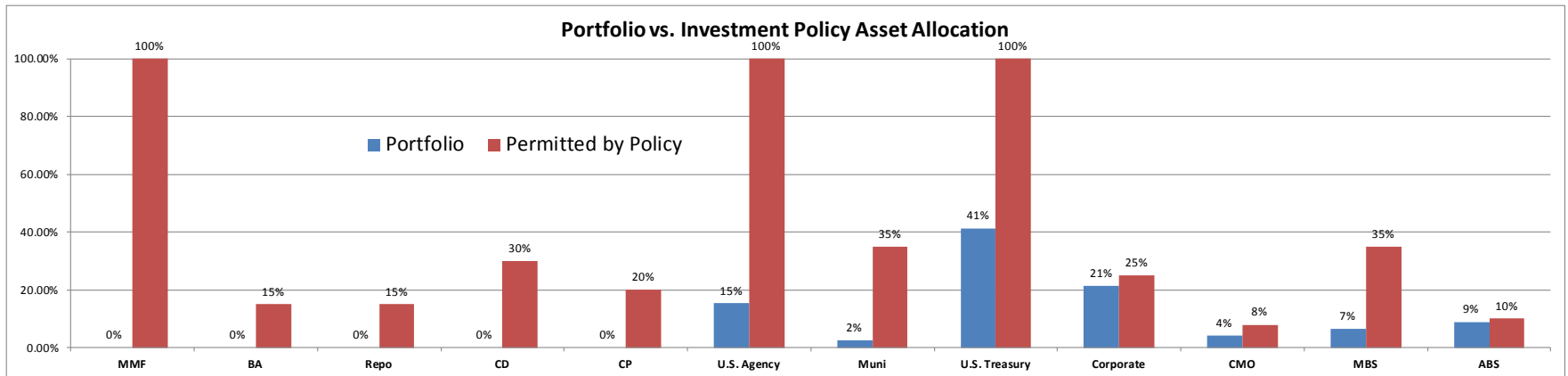
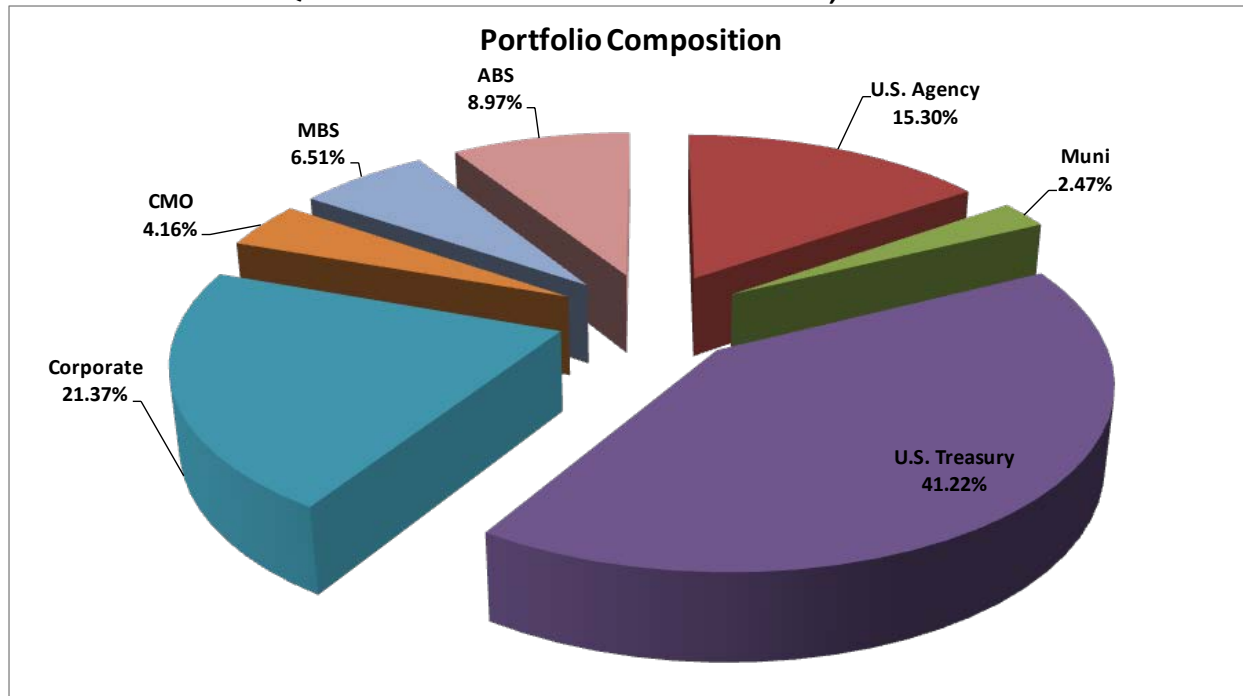
Portfolio Effective Maturity Distribution



Leon County
 Asset Allocation for the Insight Managed Portfolio
 Quarter Ended December 31, 2015

<u>Asset Allocation</u>	<u>Assets</u>	<u>Percent of Portfolio</u>	<u>Permitted by Policy</u>
Money Market Funds	-	0.00%	100%
Bankers Acceptances	-	0.00%	15%
Repurchase Agreements	-	0.00%	15%
Certificates of Deposit	-	0.00%	30%
Commercial Paper (CP)	-	0.00%	20%
U.S. Agency Notes ⁽⁸⁾	11,859,995	15.30%	100%
Municipal Notes	1,912,093	2.47%	35%
U.S. Treasury Notes	31,955,602	41.22%	100%
Corporate Notes	16,566,783	21.37%	25%
Collateralized Mortgage Obligations (CMO)	3,224,827	4.16%	8%
Mortgage Backed Securities (MBS)	5,045,916	6.51%	35%
Asset Backed Securities (ABS)	6,957,171	8.97%	10%
Total Portfolio	77,522,388	100.00%	

Leon County Asset Allocation for the Insight Managed Portfolio Quarter Ended December 31, 2015



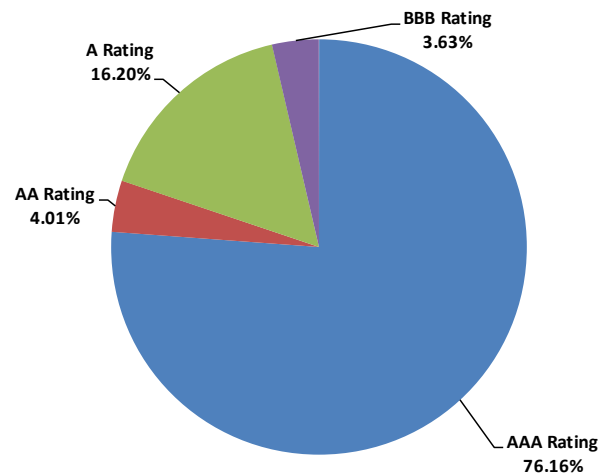
Leon County Ratings Distribution for the Insight Managed Portfolio Quarter Ended December 31, 2015

Short Term Rating Distribution

	Assets	Percent of Portfolio	Benchmark
A-1+	-	0.00%	0.00%
A-1	-	0.00%	0.00%
	-	0.00%	0.00%

Long Term Rating Distribution

AAA Rating ⁽¹¹⁾	59,043,511	76.16%	78.51%
AA Rating	3,107,583	4.01%	8.14%
A Rating	12,555,915	16.20%	13.36%
BBB Rating	2,815,378	3.63%	0.00%
BB Rating	-	0.00%	0.00%
B Rating	-	0.00%	0.00%
<B Rating	-	0.00%	0.00%
	77,522,388	100.00%	100.01%
Total Portfolio	77,522,388	100.00%	100.01%



Leon County

Footnotes for Leon County's Internal and External Managed Investment Portfolio Quarter Ended December 31, 2015

1. Insight Investment Quarterly Return and Yield are gross of fees.
2. FLGIT, SPIA, Florida Prime and Wells Fargo quarterly return and yield are net of fees.
3. Florida Treasury SPIA Effective Duration is from the December 31, 2015 Florida State Treasury Investment Trust Report, Page 9.
4. All yields are reported on an annualized basis.
5. The Wells Fargo Checking Account represents the month end balance available for earnings credit during December 2015.
6. These limits pertain to allocation at time of purchase. The Finance Director shall have the option to further restrict or increase investment percentages from time to time based on market conditions.
7. Insight Investment began managing Leon County's investment portfolio on June 1, 2010 (inception date).
8. Includes FNMA, FHLMC, FFCB, FHLB and other U.S. Agency Securities.
9. Quarterly Total Return weighted average based on investments with available total return calculations.
10. Return and balance information for all non-Insight managed assets provided by external manager reports and Leon County.
11. As of September 30, 2012, the methodology used for U.S. Treasury and U.S. Agency ratings reflects the methodology used by the benchmarks.

Leon County Additional Disclosure

Additional Disclosure

1. Insight Investment, which is an investment adviser registered with the SEC under the Investment Advisers Act of 1940, is providing advisory services for all funds designated within the Insight Investment Portfolio.
2. This presentation is intended for use in one-on-one presentations to the prospective client only. This presentation is not intended to be used as advertising nor is it for distribution for any other prospective clients.
3. Performance comparisons will be affected by changes in interest rates. Investment returns fluctuate due to changes in market conditions. **Past performance is no guarantee of future results.**