

Leon County  
Investment Report  
Quarter Ended September 30, 2018

Leon County  
Table of Contents  
Quarter Ended September 30, 2018

	<u>Page</u>
<b>Summary Portfolio Review</b>	
Portfolio Performance and Characteristics for the Internal and External Investment Portfolio	4
Maturity Distribution for the Internal and External Investment Portfolio	5
Asset Allocation for the Internal and External Investment Portfolio	6
Ratings Distribution for the Internal and External Investment Portfolio	8
<b>Insight Investment Portfolio Review</b>	
Portfolio Performance and Characteristics for the Insight Managed Portfolio	10
Maturity Distribution for the Insight Managed Portfolio	11
Asset Allocation for the Insight Managed Portfolio	12
Ratings Distribution for the Insight Managed Portfolio	14
<b>Footnotes</b>	15
<b>Additional Disclosure</b>	16

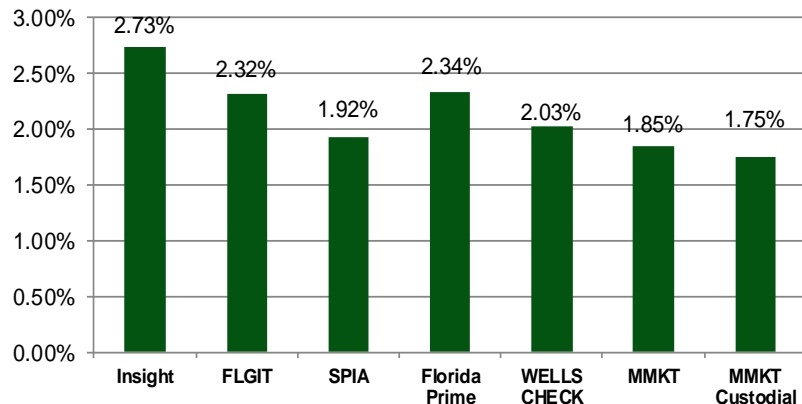
Leon County  
Summary Portfolio Review  
Quarter Ended September 30, 2018

# Leon County

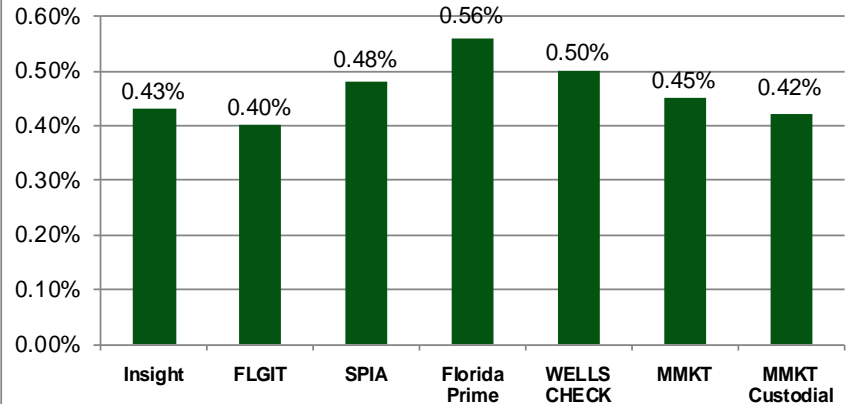
## Portfolio Performance and Characteristics for the Internal and External Portfolio Quarter Ended September 30, 2018

Portfolio Name <sup>(10)</sup>	Quarter End Balance	Quarterly Return	Yield <sup>(4)</sup>	Effective Duration
Insight Managed Portfolio <sup>(1)</sup>	55,946,140	0.43% <sup>(9)</sup>	2.73%	1.55
Florida Local Gov Investment Trust (FLGIT) <sup>(2)</sup>	5,905	0.40% <sup>(12)</sup>	2.32%	1.51
Florida Treasury SPIA <sup>(2,3)</sup>	45,074,036	0.48% <sup>(12)</sup>	1.92%	2.97
State Board of Administration Pool (Florida Prime) <sup>(2)</sup>	9,293,816	0.56% <sup>(12)</sup>	2.34%	NA
Wells Fargo Checking Account <sup>(2,5)</sup>	5,021,748	0.50% <sup>(12)</sup>	2.03%	NA
Money Market Holdings <sup>(2)</sup>	15,771,033	0.45% <sup>(12)</sup>	1.85%	NA
Money Market Holdings Custodial <sup>(2)</sup>	81,502	0.42% <sup>(12)</sup>	1.75%	NA
	131,194,180	0.46%	2.29%	2.18

**Yield as of September 30, 2018**



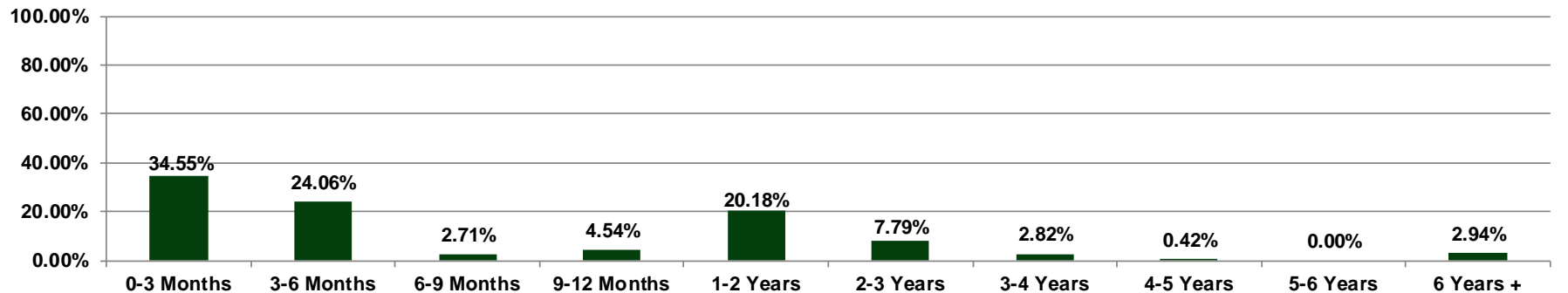
**Quarterly Return**



Leon County  
Maturity Distribution for the Internal and External Portfolio  
Quarter Ended September 30, 2018

Maturity Distribution	Assets	Portfolio
0-3 Months	45,331,053	34.55%
3-6 Months	31,563,417	24.06%
6-9 Months	3,550,369	2.71%
9-12 Months	5,952,718	4.54%
1-2 Years	26,468,737	20.18%
2-3 Years	10,217,303	7.79%
3-4 Years	3,699,855	2.82%
4-5 Years	550,016	0.42%
5-6 Years	-	0.00%
6 Years +	3,860,712	2.94%
	131,194,180	100.00%

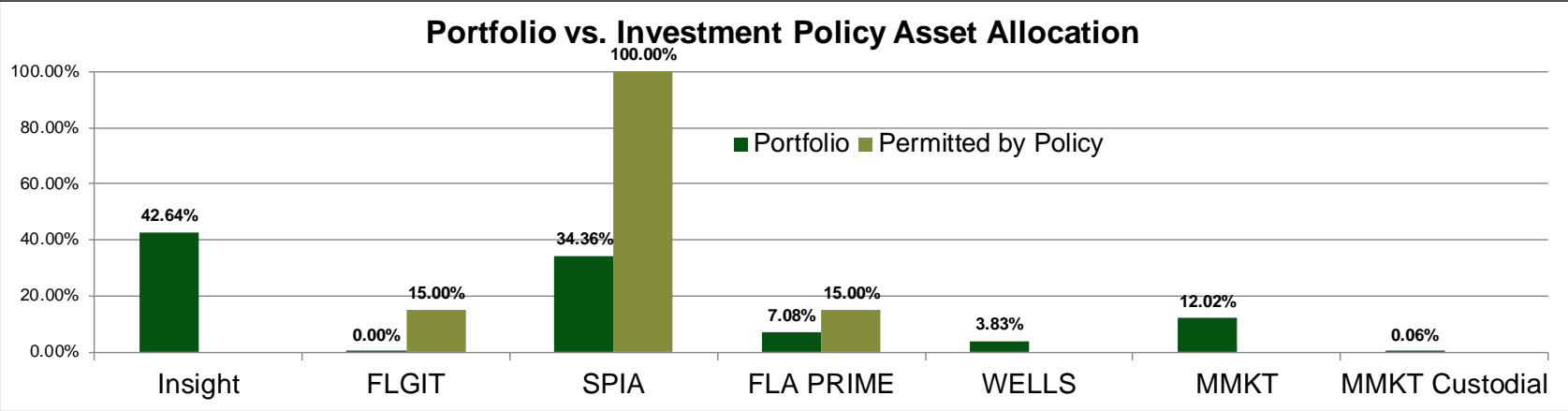
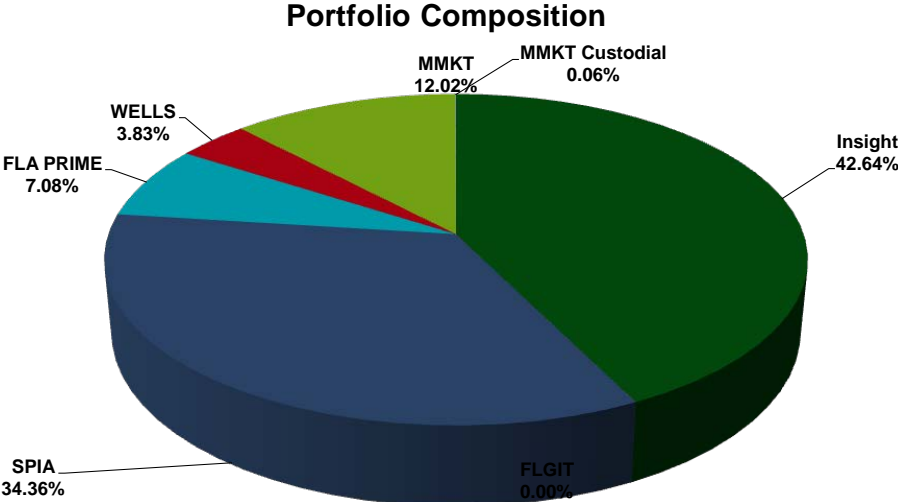
**Portfolio Maturity Distribution**



Leon County  
 Asset Allocation for the Internal and External Portfolio  
 Quarter Ended September 30, 2018

<b>Asset Allocation</b>	<b>Assets</b>	<b>Percent of Portfolio</b>	<b>Policy <sup>(6)</sup></b>
Insight Managed Portfolio	55,946,140	42.64%	NA
Florida Local Gov Investment Trust (FLGIT)	5,905	0.00%	15%
Florida Treasury SPIA	45,074,036	34.36%	100%
State Board of Administration Pool (Florida Prime)	9,293,816	7.08%	15%
Wells Fargo Checking Account	5,021,748	3.83%	NA
Money Market Holdings	15,771,033	12.02%	NA
Money Market Custodial	81,502	0.06%	NA
<b>Total Portfolio</b>	<b>131,194,180</b>	<b>100.00%</b>	

# Leon County Asset Allocation for the Internal and External Portfolio Quarter Ended September 30, 2018



# Leon County

## Ratings Distribution for the Internal and External Investment Portfolio Quarter Ended September 30, 2018

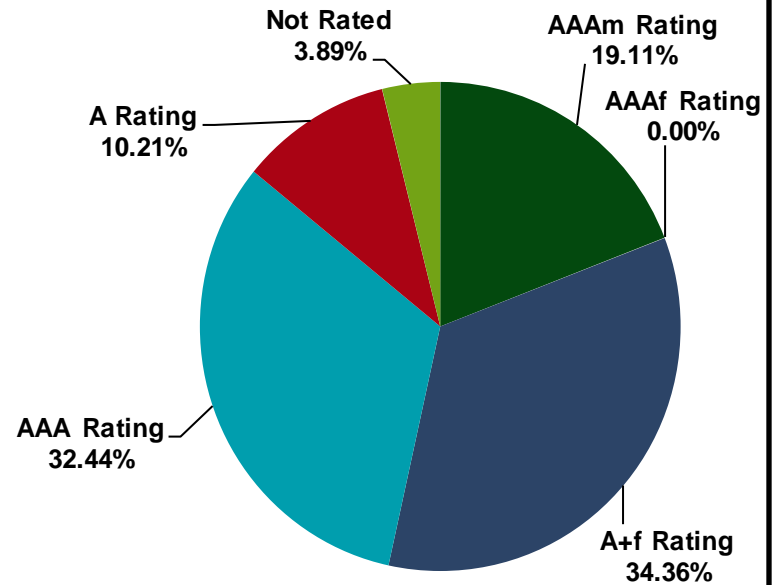
### Short Term Rating Distribution

	Assets	Percent of Portfolio
AAA <sub>m</sub>	25,064,849	19.11%
AAA <sub>f</sub>	5,905	0.00%
A <sub>f</sub>	45,074,036	34.36%
	70,144,790	53.47%

### Long Term Rating Distribution

AAA Rating <sup>(11)</sup>	42,556,061	32.44%
AA Rating	-	0.00%
A Rating	13,390,079	10.21%
BBB Rating	-	0.00%
BB Rating	-	0.00%
B Rating	-	0.00%
<B Rating	-	0.00%
	55,946,140	42.64%
Not Rated	5,103,250	3.89%
Total Portfolio	131,194,180	100.00%

### Portfolio Ratings Allocation





Leon County  
Insight Investment Portfolio Review  
Quarter Ended September 30, 2018

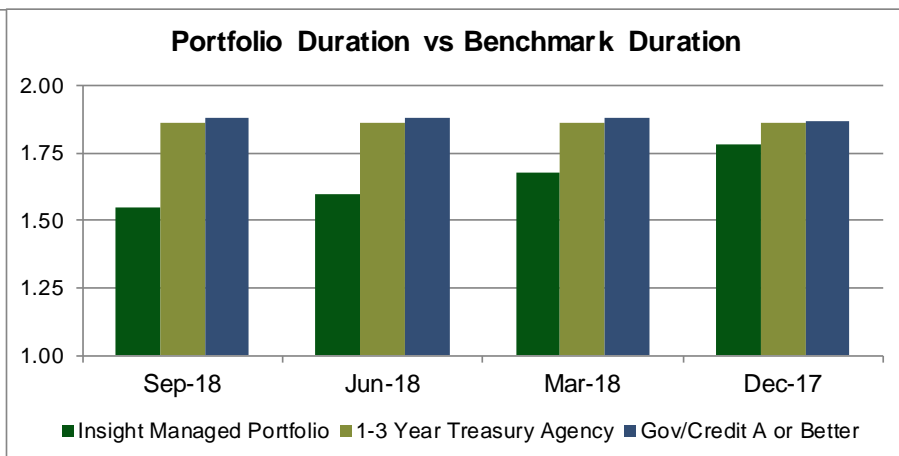
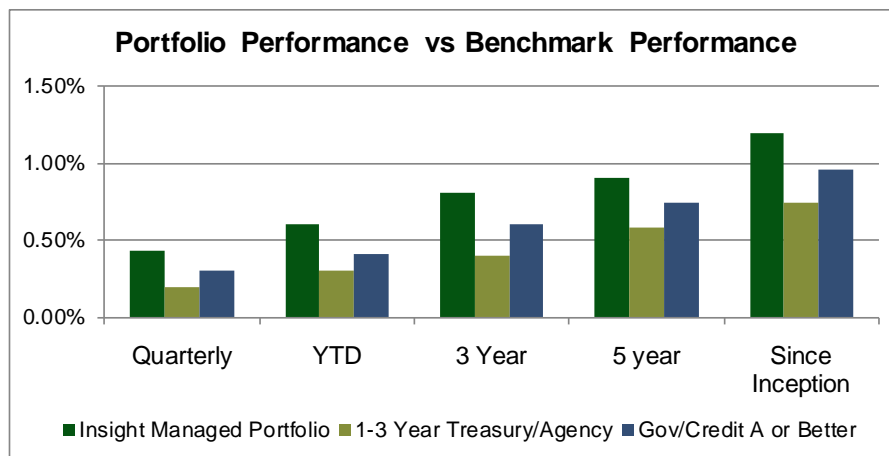
## Leon County

### Portfolio Performance and Characteristics for the Insight Managed Portfolio Quarter Ended September 30, 2018

Investment Portfolio	Ending Balance	Investment Portfolio	Ending Balance
Weighted Market Yield	2.84%	Securities Market Value	55,717,193
Weighted Yield on Cost	2.80%	Securities Accrued Interest	228,947
Weighted Coupon	1.84%	Securities Market Value w/ Accrued	55,946,140

Performance	Quarterly	YTD	3 Year	5 year	Since Inception <sup>(7)</sup>
Investment Portfolio	0.43%	0.60%	0.81%	0.90%	1.19%
1-3 Year Treasury/Agency Index	0.20%	0.30%	0.40%	0.58%	0.74%
US Corporate/Government - A or Better Index	0.30%	0.41%	0.60%	0.74%	0.96%

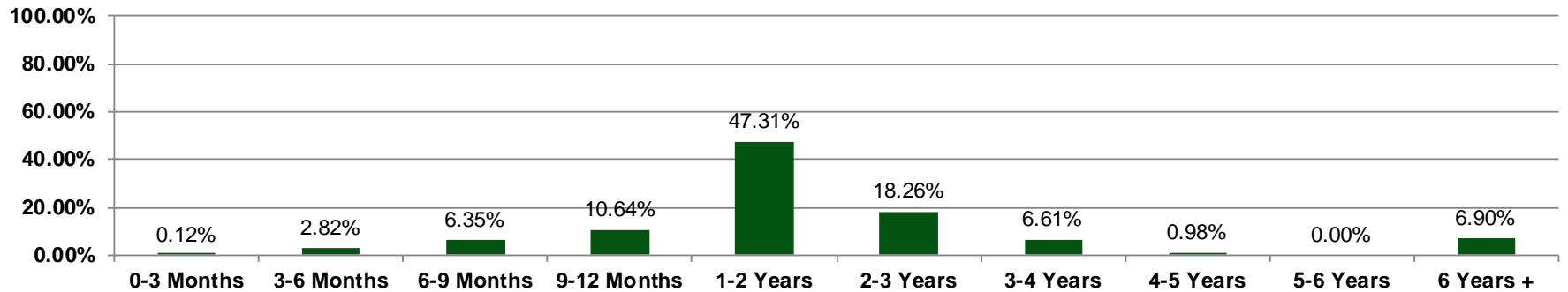
Duration	Sep-18	Jun-18	Mar-18	Dec-17
Investment Portfolio	1.55 Years	1.60 Years	1.68 Years	1.78 Years
1-3 Year Treasury/Agency Index	1.86 Years	1.86 Years	1.86 Years	1.86 Years
US Corporate/Government - A or Better Index	1.88 Years	1.88 Years	1.88 Years	1.87 Years



Leon County  
Maturity Distribution for the Insight Managed Portfolio  
Quarter Ended September 30, 2018

<u>Maturity Distribution</u>	<u>Assets</u>	<u>Percent of Portfolio</u>
0-3 Months	67,472	0.12%
3-6 Months	1,578,958	2.82%
6-9 Months	3,550,369	6.35%
9-12 Months	5,952,718	10.64%
1-2 Years	26,468,737	47.31%
2-3 Years	10,217,303	18.26%
3-4 Years	3,699,855	6.61%
4-5 Years	550,016	0.98%
5-6 Years	-	0.00%
6 Years +	3,860,712	6.90%
	<u>55,946,140</u>	<u>100.00%</u>

**Portfolio Effective Maturity Distribution**



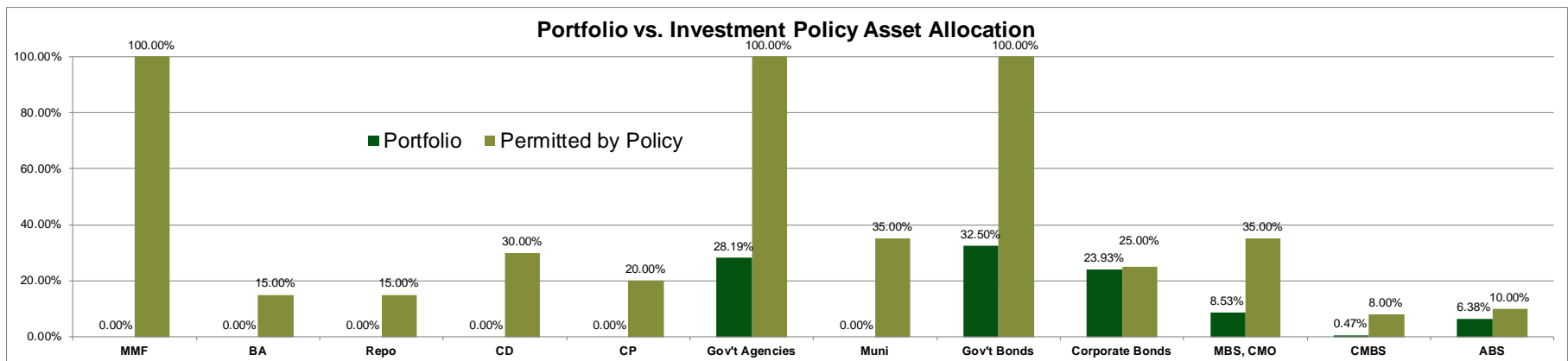
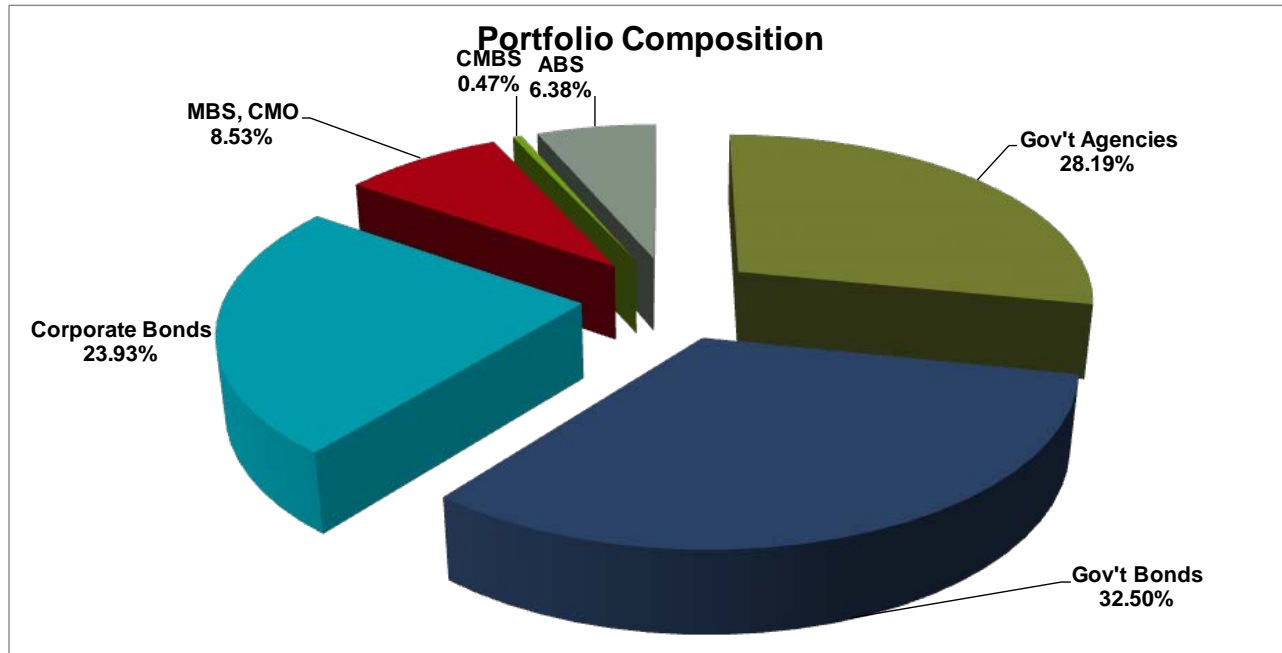
Leon County  
 Asset Allocation for the Insight Managed Portfolio  
 Quarter Ended September 30, 2018

<b>Asset Allocation</b>	<b>Assets</b>	<b>Percent of Portfolio</b>	<b>Permitted by Policy</b>
Money Market Funds (MMF)	-	0.00%	100%
Bankers Acceptances (BA)	-	0.00%	15%
Repurchase Agreements (Repo)	-	0.00%	15%
Certificates of Deposit (CD)	-	0.00%	30%
Commercial Paper (CP)	-	0.00%	20%
Government Agencies <sup>(8)</sup>	15,773,551	28.19%	100%
Municipal/Provincial Bonds (Muni)	-	0.00%	35%
Government Bonds	18,181,941	32.50%	100%
Corporate Bonds	13,390,079	23.93%	25%
Mortgage Backed Bonds (MBS, CMO)	4,770,058	8.53%	35%
Govt-issued Commercial Mortgage-Backed (CMBS)	262,938	0.47%	8%
Asset Backed Securities (ABS)	3,567,573	6.38%	10%
<b>Total Portfolio</b>	<b>55,946,140</b>	<b>100.00%</b>	

# Leon County

## Asset Allocation for the Insight Managed Portfolio

### Quarter Ended September 30, 2018



# Leon County

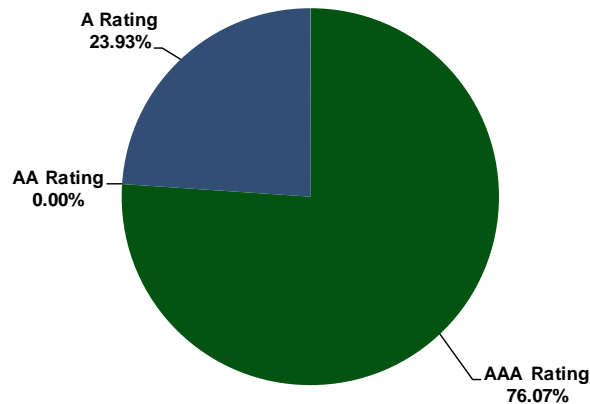
## Ratings Distribution for the Insight Managed Portfolio Quarter Ended September 30, 2018

### Short Term Rating Distribution

	Assets	Percent of Portfolio	Benchmark
A-1+	-	0.00%	0.00%
A-1	-	0.00%	0.00%
	-	0.00%	0.00%

### Long Term Rating Distribution

AAA Rating <sup>(10)</sup>	42,556,061	76.07%	78.13%
AA Rating	-	0.00%	8.26%
A Rating	13,390,079	23.93%	13.61%
BBB Rating	-	0.00%	0.00%
BB Rating	-	0.00%	0.00%
B Rating	-	0.00%	0.00%
<B Rating	-	0.00%	0.00%
	55,946,140	100.00%	100.00%
	55,946,140	100.00%	100.00%
Total Portfolio	55,946,140	100.00%	100.00%



# Leon County

## Footnotes for Leon County's Internal and External Managed Investment Portfolio Quarter Ended September 30, 2018

1. Insight Investment Quarterly Return and Yield are gross of fees.
2. FLGIT, SPIA, Florida Prime and Wells Fargo quarterly return and yield are net of fees.
3. Florida Treasury SPIA Effective Duration is from the September 30, 2018 Florida State Treasury Investment Trust Report, Page 9.
4. All yields are reported on an annualized basis.
5. The Wells Fargo Checking Account represents the month end balance available for earnings credit during September 2018.
6. These limits pertain to allocation at time of purchase. The Finance Director shall have the option to further restrict or increase investment percentages from time to time based on market conditions.
7. Insight Investment began managing Leon County's investment portfolio on June 1, 2010 (inception date).
8. Includes FNMA, FHLMC, FFCB, FHLB and other U.S. Agency Securities.
9. Quarterly Total Return weighted average based on investments with available total return calculations.
10. Return and balance information for all non-Insight managed assets provided by external manager reports and Leon County Clerk of Courts
11. As of September 30, 2012, the methodology used for U.S. Treasury and U.S. Agency ratings reflects the methodology used by the benchmarks. Insight assigns all other securities the lower of Moodys and S&P ratings.
12. Quarterly Returns calculated and provided by Leon County Clerk of Courts.

# Leon County Additional Disclosure

## Additional Disclosure

---

1. Insight Investment, which is an investment adviser registered with the SEC under the Investment Advisers Act of 1940, is providing advisory services for all funds designated within the Insight Investment Portfolio.
2. This presentation is intended for use in one-on-one presentations to the prospective client only. This presentation is not intended to be used as advertising nor is it for distribution for any other prospective clients.
3. Performance comparisons will be affected by changes in interest rates. Investment returns fluctuate due to changes in market conditions. **Past performance is no guarantee of future results.**
4. This report contains information and data that (a) has been provided by third parties and (b) may have been input and calculated manually; and (ii) that the third party data within the report has not been audited for accuracy. You should therefore not rely on information contained in the report for the purpose of making decisions or taking steps which may have economic consequences without first verifying the information with the third party provider and/or Leon County Clerk of Courts. Insight North America and its affiliates accept no liability whatsoever (whether in contract, tort or otherwise), except to the extent that any such liability cannot be excluded by law, for the provision of the information described at (i) and (ii) above, contained in this report, nor for any use to which the information is put.