

Leon County  
Investment Report  
Quarter Ended December 31, 2016

Leon County  
Table of Contents  
Quarter Ended December 31, 2016

	<b>Page</b>
<b>Summary Portfolio Review</b>	
Portfolio Performance and Characteristics for the Internal and External Investment Portfolio	4
Maturity Distribution for the Internal and External Investment Portfolio	5
Asset Allocation for the Internal and External Investment Portfolio	6
Ratings Distribution for the Internal and External Investment Portfolio	8
<b>Insight Asset Management Portfolio Review</b>	
Portfolio Performance and Characteristics for the Insight Managed Portfolio	10
Maturity Distribution for the Insight Managed Portfolio	11
Asset Allocation for the Insight Managed Portfolio	12
Ratings Distribution for the Insight Managed Portfolio	14
<b>Footnotes</b>	15
<b>Additional Disclosure</b>	16

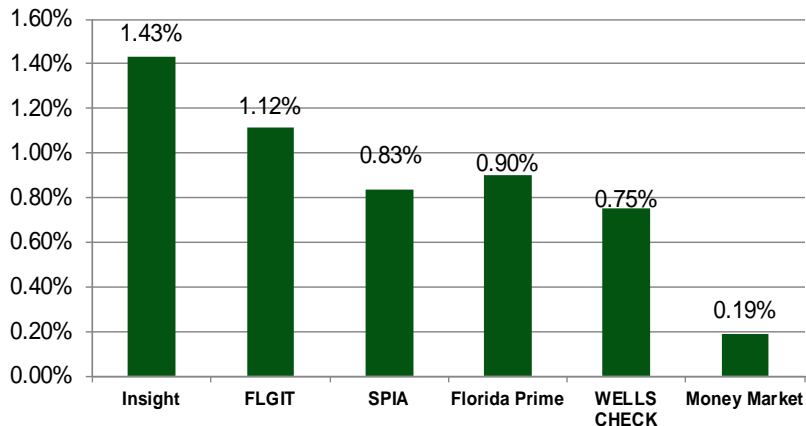
Leon County  
Summary Portfolio Review  
Quarter Ended December 31, 2016

# Leon County

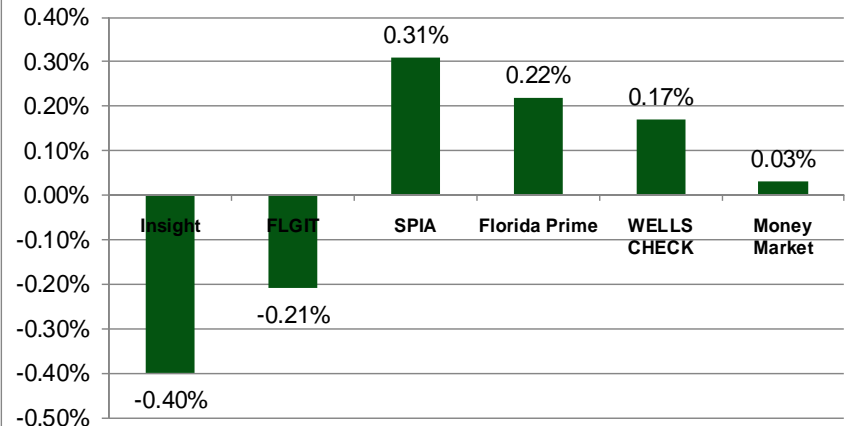
## Portfolio Performance and Characteristics for the Internal and External Portfolio Quarter Ended December 31, 2016

Portfolio Name <sup>(10)</sup>	Quarter End Balance	Quarterly Return	Yield <sup>(4)</sup>	Effective Duration
Insight Managed Portfolio <sup>(1)</sup>	78,601,673	-0.40% <sup>(9)</sup>	1.43%	1.82
Florida Local Gov Investment Trust (FLGIT) <sup>(2)</sup>	582,014	-0.21% <sup>(9)</sup>	1.12%	1.45
Florida Treasury SPIA <sup>(2,3)</sup>	102,323,958	0.31% <sup>(12)</sup>	0.83%	2.71
State Board of Administration Pool (Florida Prime) <sup>(2)</sup>	100,291	0.22% <sup>(12)</sup>	0.90%	N/A
Wells Fargo Checking Account <sup>(2,5)</sup>	19,018,538	0.17% <sup>(12)</sup>	0.75%	N/A
Money Market-Holdings	485,852	0.03% <sup>(12)</sup>	0.19%	N/A
	201,112,326	0.02%	1.06%	2.32

**Yield as of December 31, 2016**



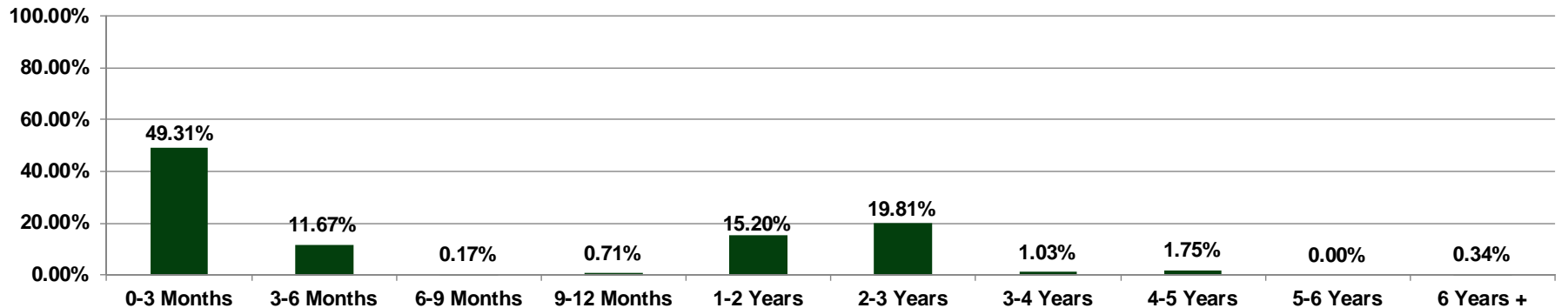
**Quarterly Return**



Leon County  
Maturity Distribution for the Internal and External Portfolio  
Quarter Ended December 31, 2016

Maturity Distribution	Assets	Portfolio
0-3 Months	99,171,536	49.31%
3-6 Months	23,464,580	11.67%
6-9 Months	348,183	0.17%
9-12 Months	1,428,119	0.71%
1-2 Years	30,571,630	15.20%
2-3 Years	39,836,804	19.81%
3-4 Years	2,071,727	1.03%
4-5 Years	3,528,095	1.75%
5-6 Years	-	0.00%
6 Years +	691,651	0.34%
	201,112,326	100.00%

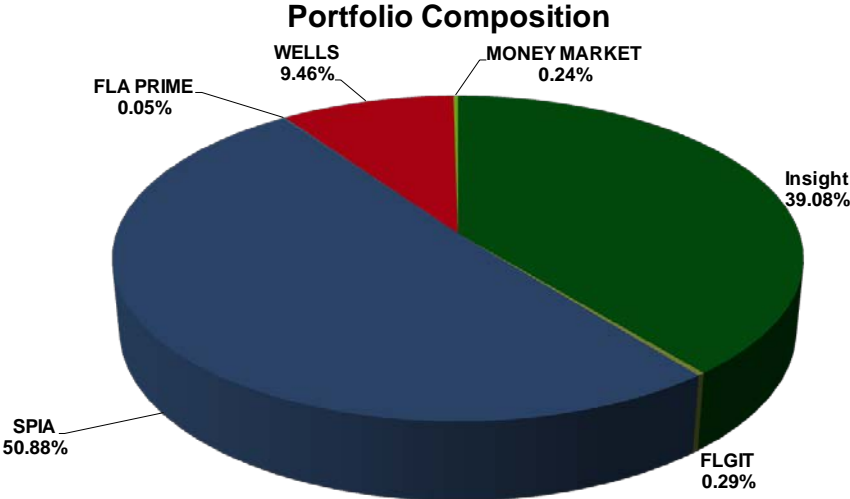
**Portfolio Maturity Distribution**



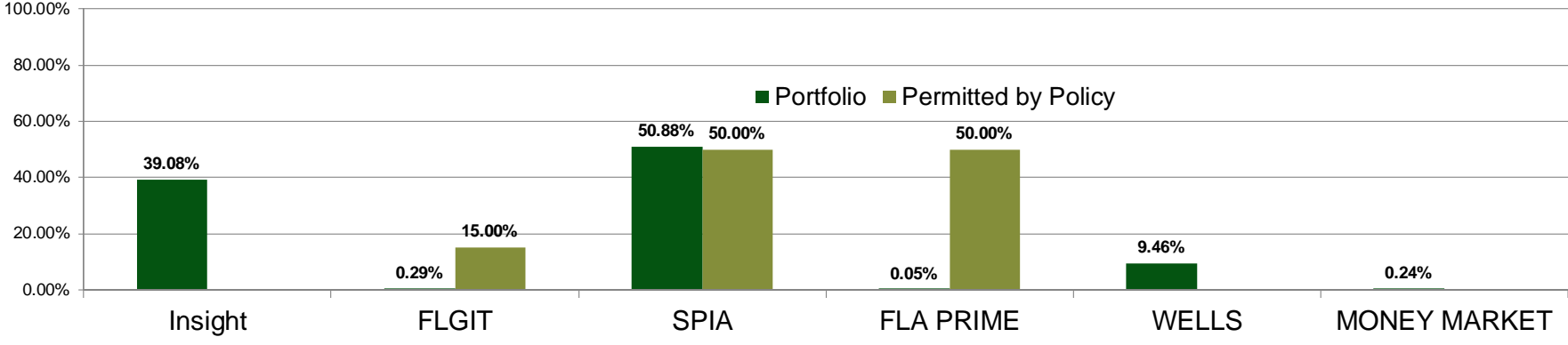
Leon County  
 Asset Allocation for the Internal and External Portfolio  
 Quarter Ended December 31, 2016

<b>Asset Allocation</b>	<b>Assets</b>	<b>Percent of Portfolio</b>	<b>Policy <sup>(6)</sup></b>
Insight Managed Portfolio	78,601,673	39.08%	NA
FLGIT	582,014	0.29%	15%
SPIA	102,323,958	50.88%	50%
SBA	100,291	0.05%	50%
Wells Fargo Checking Account	19,018,538	9.46%	NA
Money Market	485,852	0.24%	NA
<b>Total Portfolio</b>	<b>201,112,326</b>	<b>100.00%</b>	

# Leon County Asset Allocation for the Internal and External Portfolio Quarter Ended December 31, 2016



### Portfolio vs. Investment Policy Asset Allocation



# Leon County

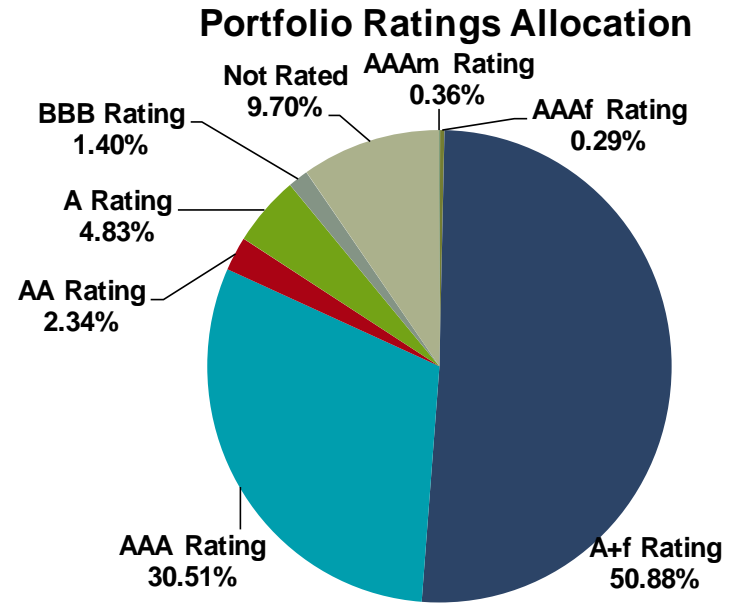
## Ratings Distribution for the Internal and External Investment Portfolio Quarter Ended December 31, 2016

### Short Term Rating Distribution

	Assets	Percent of Portfolio
AAA <sub>m</sub>	100,291	0.05%
AAA <sub>f</sub>	582,014	0.29%
A+f	102,323,958	50.88%
	103,006,263	51.22%

### Long Term Rating Distribution

AAA Rating <sup>(11)</sup>	61,358,794	30.51%
AA Rating	4,710,540	2.34%
A Rating	9,709,125	4.83%
BBB Rating	2,823,214	1.40%
BB Rating	-	0.00%
B Rating	-	0.00%
<B Rating	-	0.00%
	78,601,673	39.08%
Not Rated	19,504,390	9.70%
Total Portfolio	201,112,326	100.00%





Leon County  
Insight Investment Portfolio Review  
Quarter Ended December 31, 2016

## Leon County

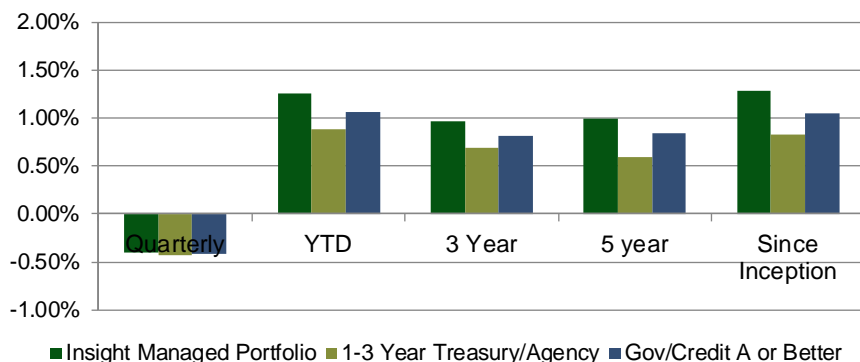
### Portfolio Performance and Characteristics for the Insight Managed Portfolio Quarter Ended December 31, 2016

Investment Portfolio	Ending Balance	Investment Portfolio	Ending Balance
Weighted Market Yield	1.43%	Securities Market Value	78,374,758
Weighted Yield on Cost	1.46%	Securities Accrued Interest	226,915
Weighted Coupon	1.42%	Securities Market Value w/ Accrued	78,601,673

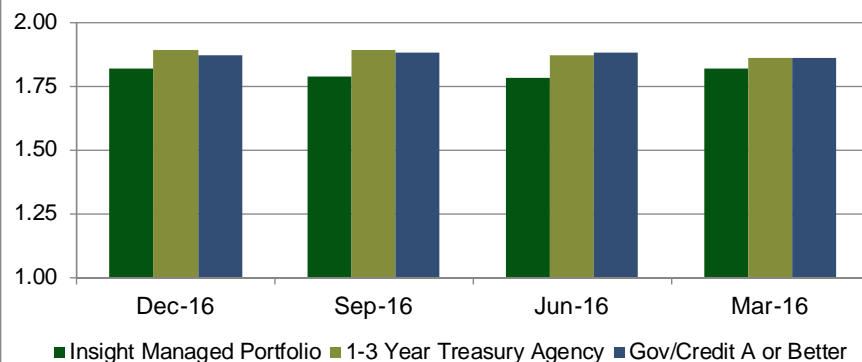
Performance	Quarterly	YTD	3 Year	5 year	Since Inception <sup>(7)</sup>
Investment Portfolio	-0.40%	1.26%	0.97%	1.00%	1.29%
1-3 Year Treasury/Agency Index	-0.43%	0.89%	0.69%	0.59%	0.83%
US Corporate/Government - A or Better Index	-0.41%	1.07%	0.82%	0.84%	1.05%

Duration	Dec-16	Sep-16	Jun-16	Mar-16
Investment Portfolio	1.82 Years	1.79 Years	1.78 Years	1.82 Years
1-3 Year Treasury/Agency Index	1.89 Years	1.89 Years	1.87 Years	1.86 Years
US Corporate/Government - A or Better Index	1.89 Years	1.90 Years	1.90 Years	1.89 Years

**Portfolio Performance vs Benchmark Performance**



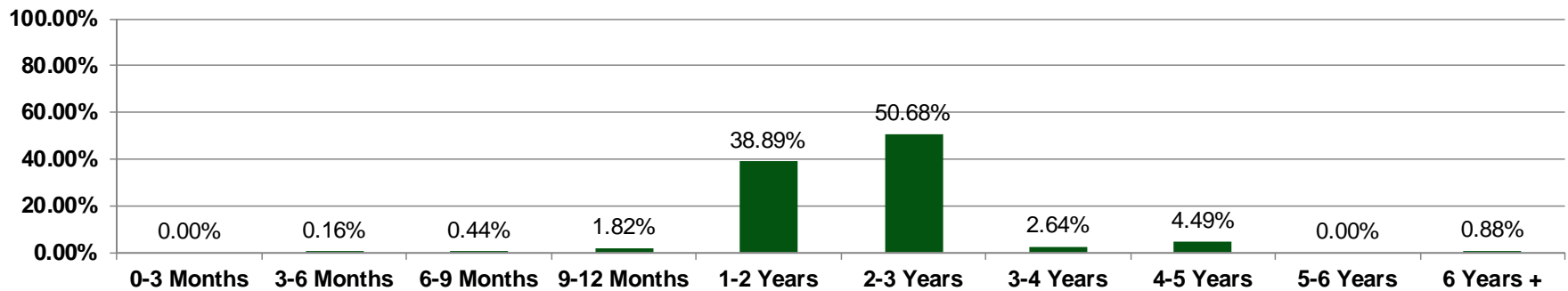
**Portfolio Duration vs Benchmark Duration**



Leon County  
Maturity Distribution for the Insight Managed Portfolio  
Quarter Ended December 31, 2016

Maturity Distribution	Assets	Percent of Portfolio
0-3 Months	-	0.00%
3-6 Months	125,463	0.16%
6-9 Months	348,183	0.44%
9-12 Months	1,428,119	1.82%
1-2 Years	30,571,630	38.89%
2-3 Years	39,836,804	50.68%
3-4 Years	2,071,727	2.64%
4-5 Years	3,528,095	4.49%
5-6 Years	-	0.00%
6 Years +	691,651	0.88%
	78,601,673	100.00%

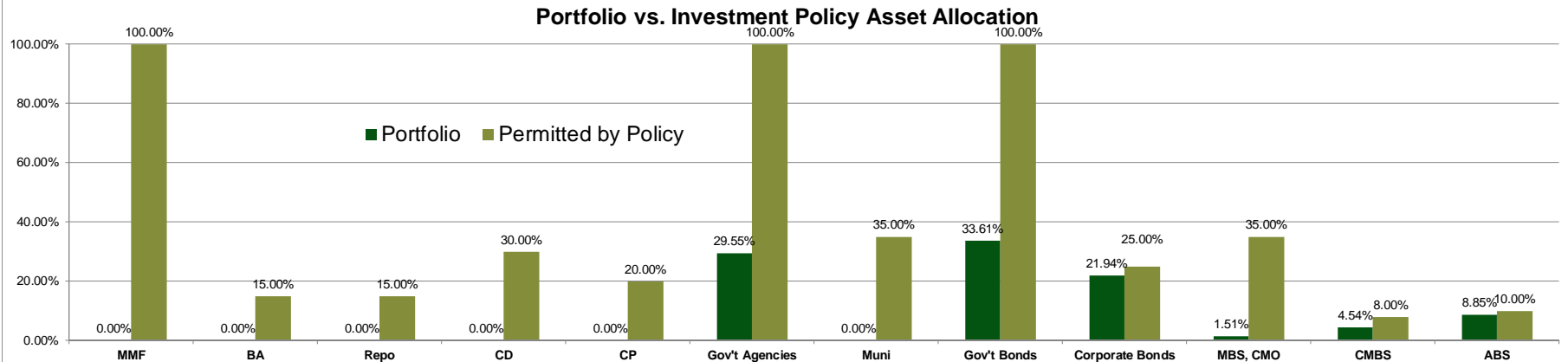
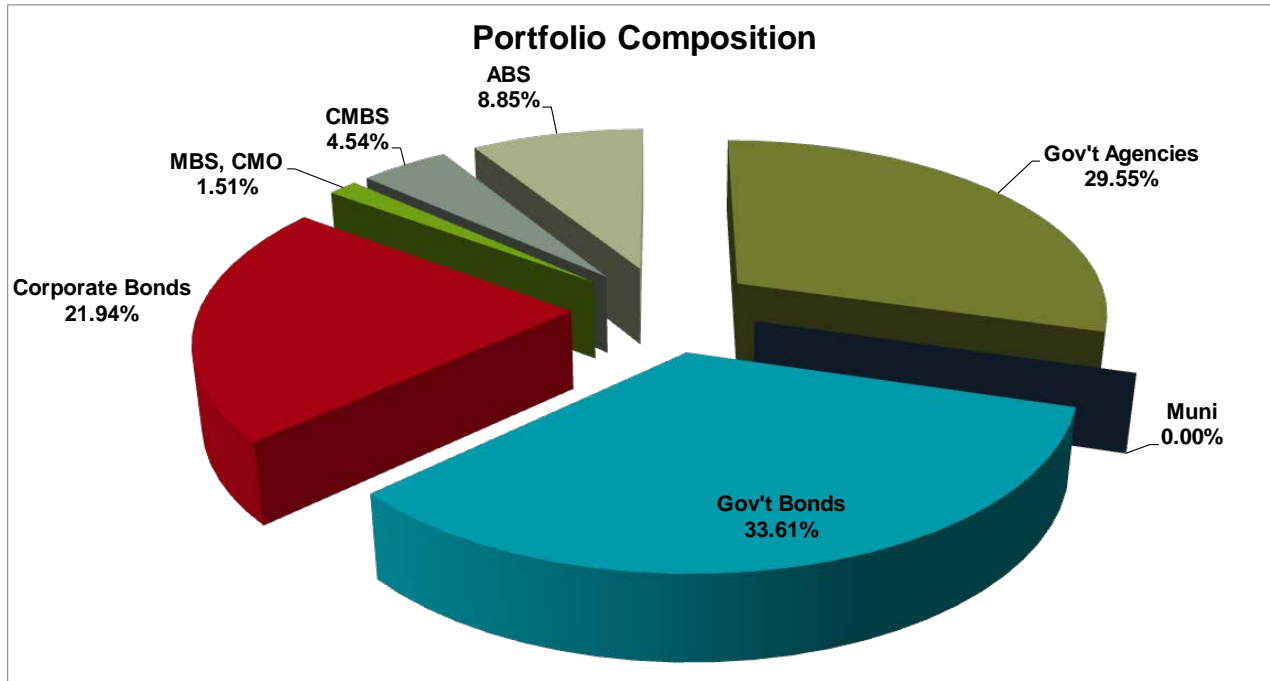
**Portfolio Effective Maturity Distribution**



Leon County  
 Asset Allocation for the Insight Managed Portfolio  
 Quarter Ended December 31, 2016

<b>Asset Allocation</b>	<b>Assets</b>	<b>Percent of Portfolio</b>	<b>Permitted by Policy</b>
Money Market Funds (MMF)	-	0.00%	100%
Bankers Acceptances (BA)	-	0.00%	15%
Repurchase Agreements (Repo)	-	0.00%	15%
Certificates of Deposit (CD)	-	0.00%	30%
Commercial Paper (CP)	-	0.00%	20%
Government Agencies <sup>(8)</sup>	23,223,235	29.55%	100%
Municipal/Provincial Bonds (Muni)	-	0.00%	35%
Government Bonds	26,421,437	33.61%	100%
Corporate Bonds	17,242,879	21.94%	25%
Mortgage Backed Bonds (MBS, CMO)	1,189,271	1.51%	35%
Gov't-issued Commercial Mortgage-Backed (CMBS)	3,572,022	4.54%	8%
Asset Backed Securities (ABS)	6,952,828	8.85%	10%
<b>Total Portfolio</b>	<b>78,601,673</b>	<b>100.00%</b>	

# Leon County Asset Allocation for the Insight Managed Portfolio Quarter Ended December 31, 2016



# Leon County

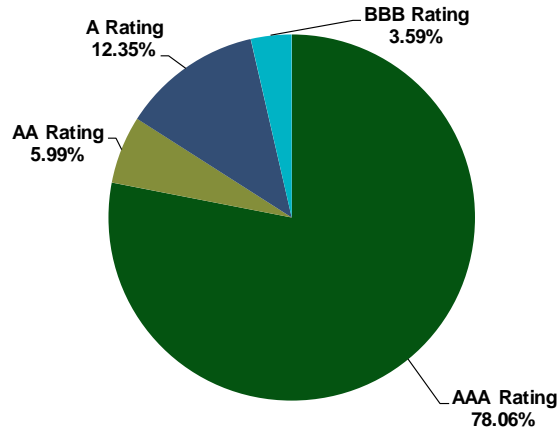
## Ratings Distribution for the Insight Managed Portfolio Quarter Ended December 31, 2016

### Short Term Rating Distribution

	Assets	Percent of Portfolio	Benchmark
A-1+	-	0.00%	0.00%
A-1	-	0.00%	0.00%
	-	0.00%	0.00%

### Long Term Rating Distribution

AAA Rating <sup>(11)</sup>	61,358,794	78.06%	78.72%
AA Rating	4,710,540	5.99%	8.91%
A Rating	9,709,125	12.35%	12.37%
BBB Rating	2,823,214	3.59%	0.00%
BB Rating	-	0.00%	0.00%
B Rating	-	0.00%	0.00%
<B Rating	-	0.00%	0.00%
	<b>78,601,673</b>	<b>100.00%</b>	<b>100.00%</b>
 Total Portfolio	<b>78,601,673</b>	<b>100.00%</b>	<b>100.00%</b>



# Leon County

## Footnotes for Leon County's Internal and External Managed Investment Portfolio Quarter Ended December 31, 2016

1. Insight Investment Quarterly Return and Yield are gross of fees.
2. FLGIT, SPIA, Florida Prime and Wells Fargo quarterly return and yield are net of fees.
3. Florida Treasury SPIA Effective Duration is from the December 31, 2016 Florida State Treasury Investment Trust Report, Page 9.
4. All yields are reported on an annualized basis.
5. The Wells Fargo Checking Account represents the month end balance available for earnings credit during December 2016.
6. These limits pertain to allocation at time of purchase. The Finance Director shall have the option to further restrict or increase investment percentages from time to time based on market conditions.
7. Insight Investment began managing Leon County's investment portfolio on June 1, 2010 (inception date).
8. Includes FNMA, FHLMC, FFCB, FHLB and other U.S. Agency Securities.
9. Quarterly Total Return weighted average based on investments with available total return calculations.
10. Return and balance information for all non-Insight managed assets provided by external manager reports and Leon County.
11. As of September 30, 2012, the methodology used for U.S. Treasury and U.S. Agency ratings reflects the methodology used by the benchmarks. Insight assigns all other securities the lower of Moodys and S&P ratings.
12. Quarterly Returns calculated and provided by Leon County Clerk of Courts.

# Leon County Additional Disclosure

## Additional Disclosure

---

1. Insight Investment, which is an investment adviser registered with the SEC under the Investment Advisers Act of 1940, is providing advisory services for all funds designated within the Insight Investment Portfolio.
2. This presentation is intended for use in one-on-one presentations to the prospective client only. This presentation is not intended to be used as advertising nor is it for distribution for any other prospective clients.
3. Performance comparisons will be affected by changes in interest rates. Investment returns fluctuate due to changes in market conditions. **Past performance is no guarantee of future results.**
4. This report contains information and data that (a) has been provided by third parties and (b) may have been input and calculated manually; and (ii) that the third party data within the report has not been audited for accuracy. You should therefore not rely on information contained in the report for the purpose of making decisions or taking steps which may have economic consequences without first verifying the information with the third party provider and/or Leon County Clerk of Courts. Cutwater Investor Services Corporation and its affiliates accept no liability whatsoever (whether in contract, tort or otherwise), except to the extent that any such liability cannot be excluded by law, for the provision of the information described at (i) and (ii) above, contained in this report, nor for any use to which the information is put.